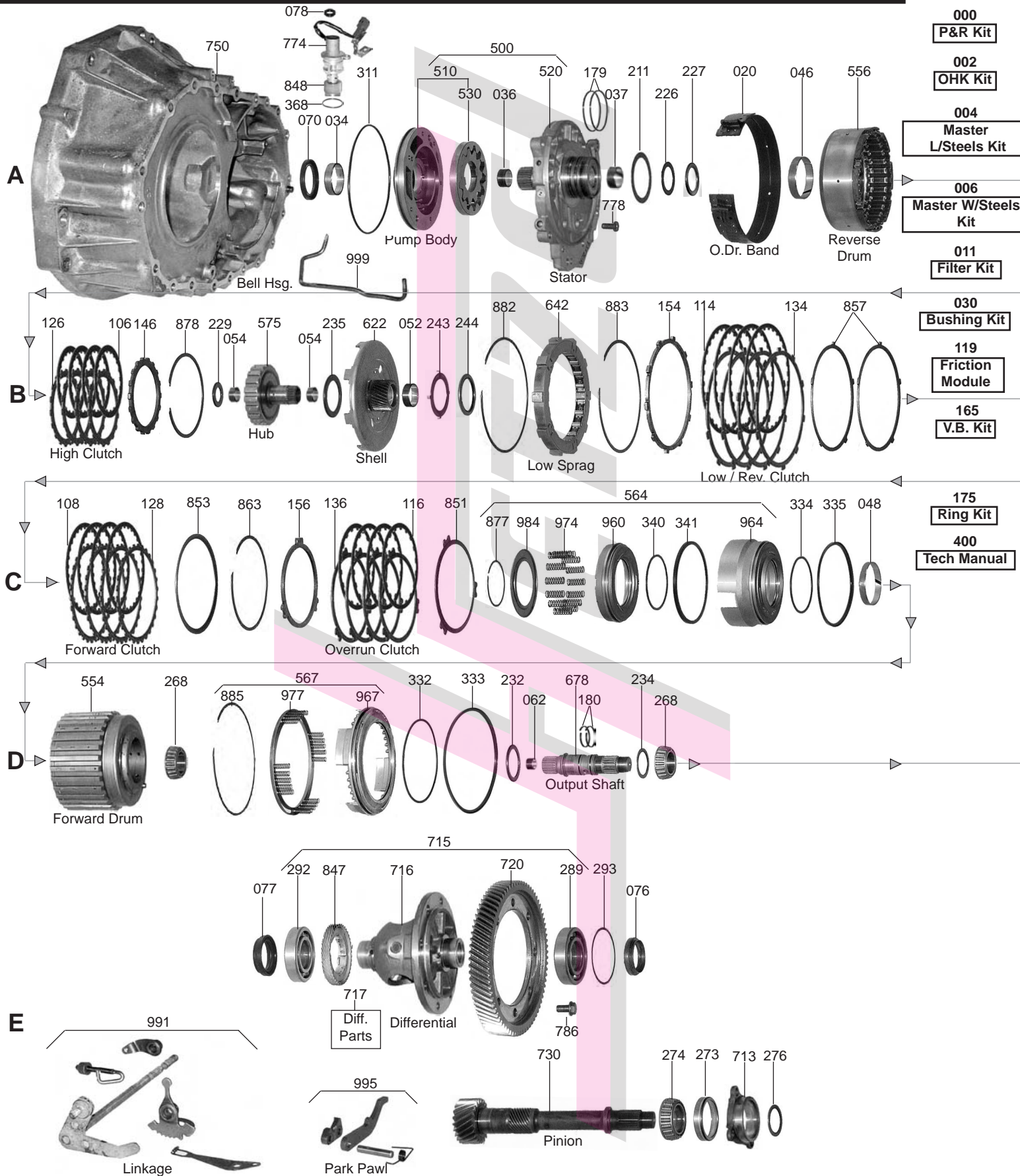


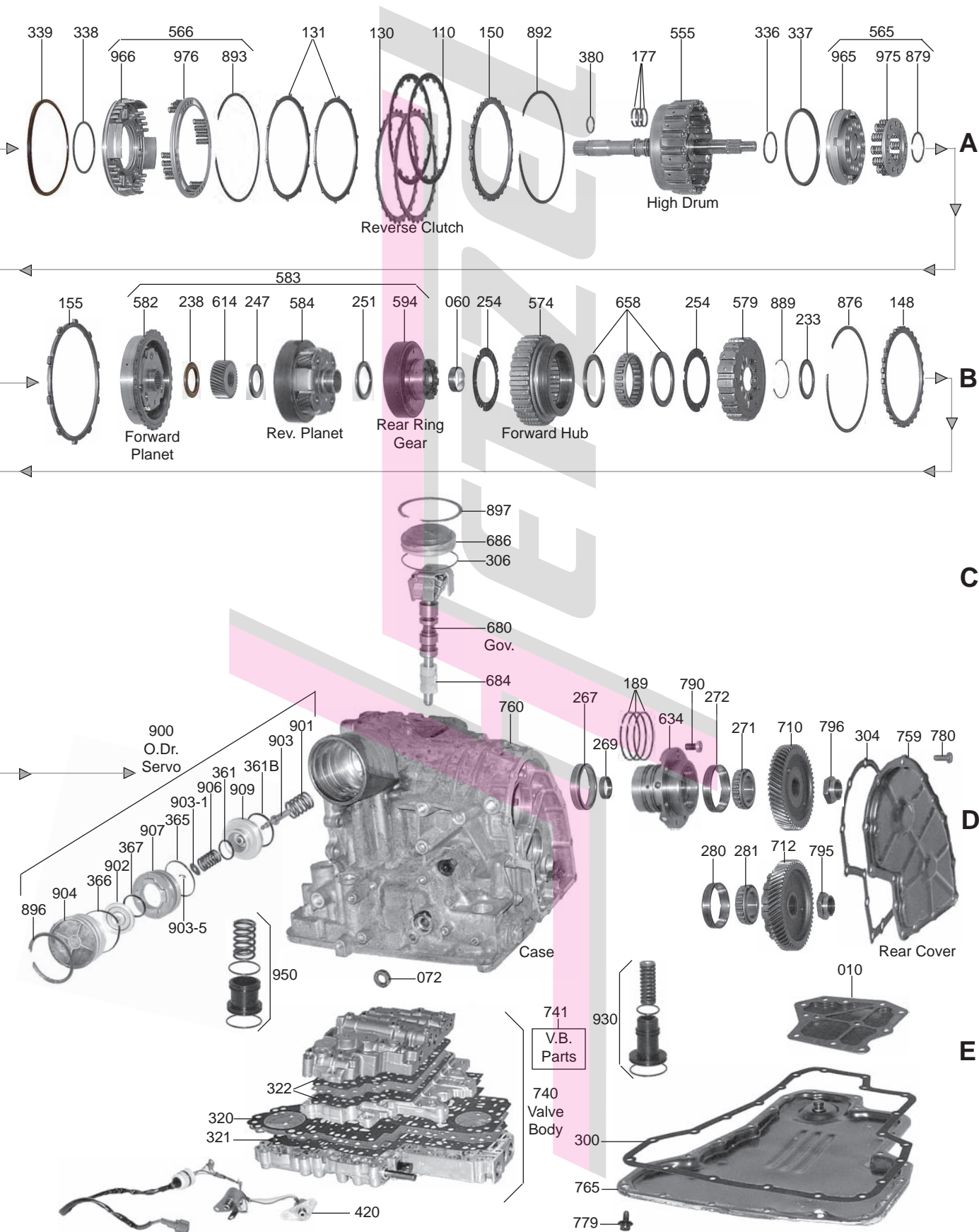
RL4F03A / RE4F03A / RE4F03B / RE4F04A / RE4F04B

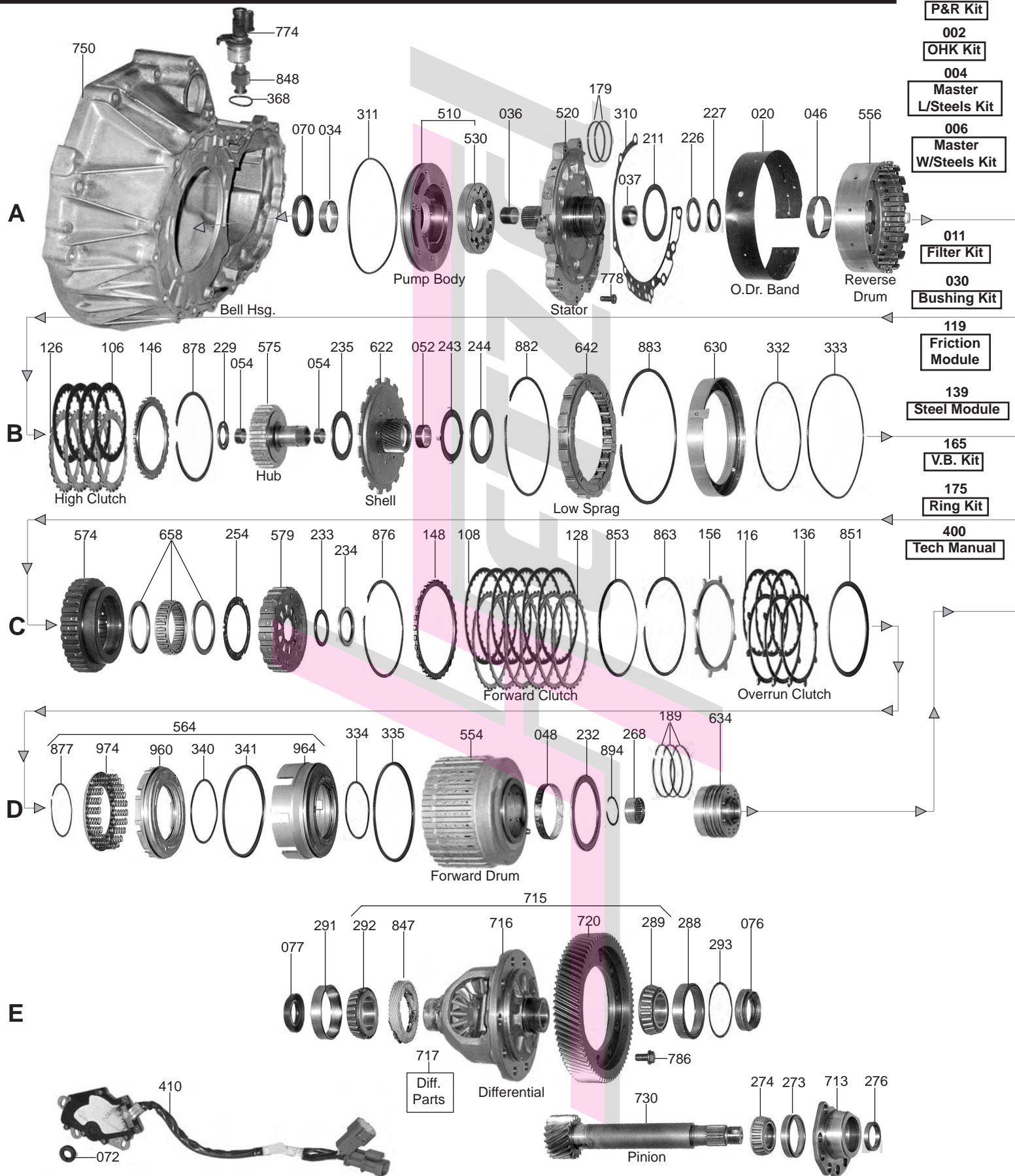
FWD 4 Speed

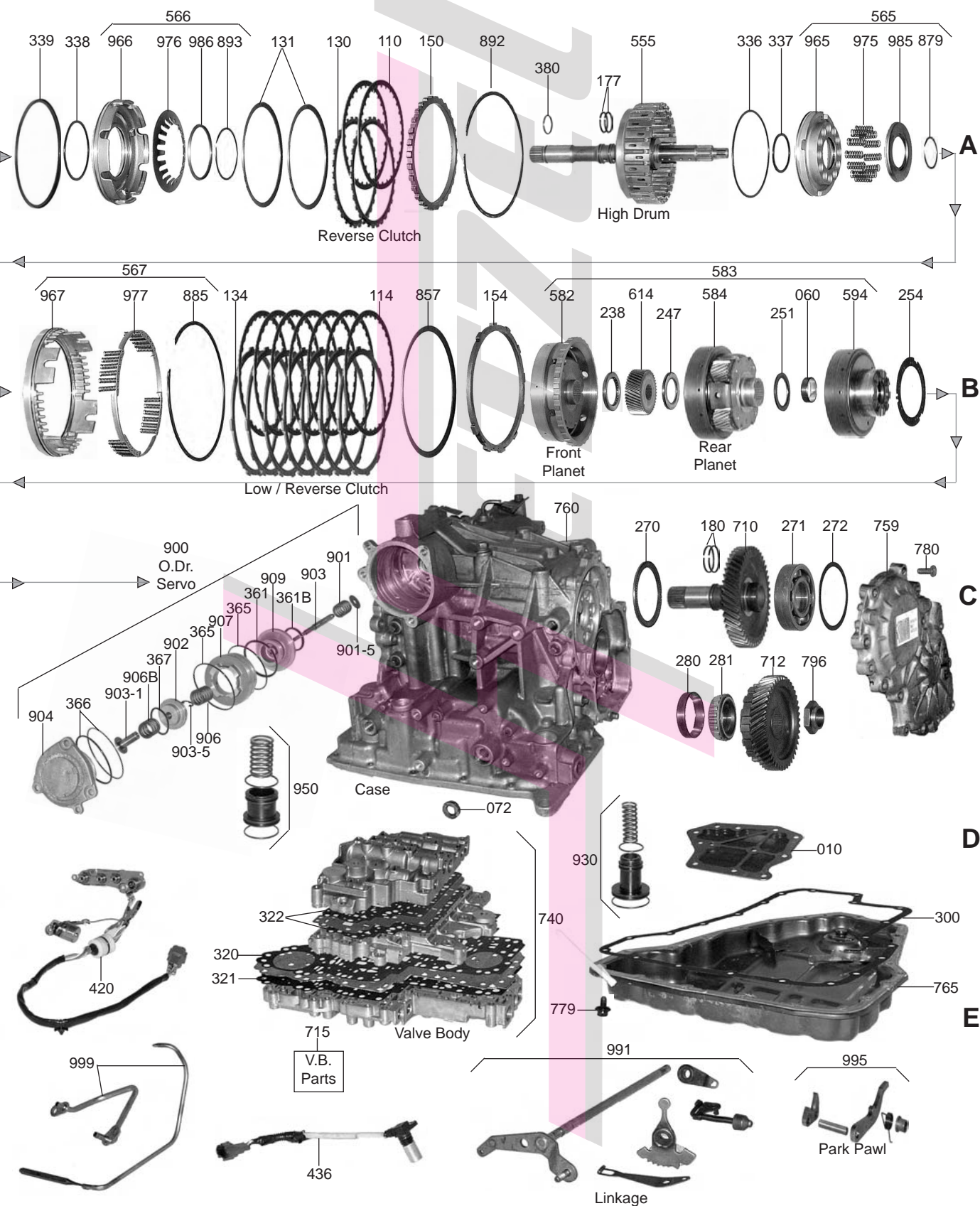


RL4F03A / RE4F03A / RE4F03B / RE4F04A / RE4F04B

FWD 4 Speed







RL4F03A / RE4F03A / RE4F03B / RE4F04A

RE4F04B / RE4F03V / RE4F04V / F420E / JF403E FWD 4 Speed

PART #	PAPER & RUBBER KIT	QTY.	REFERENCE #
83000A	Paper & Rubber Kit, RL4F03A/RE4F03A/RE4F03V (Sentra, Infinity G20) 1991-Up	1	
83000AA	Paper & Rubber Kit, JF403E (LJ4-EL) (Mazda, GEO, Isuzu) 1990-Up	1	
83000B	Paper & Rubber Kit, RE4F04A/RE4F04V/4F20E (Altima, Maxima With DOHC, Quest, Villager) 1992-Up	1	
PART #	OVERHAUL KITS	QTY.	REFERENCE #
83002A	Overhaul Kit, RL4F03A/RE4F03A/RE4F03V (Sentra, Infinity G20) 1991-Up	1	
83002AA	Overhaul Kit, JF403E (LJ4A-EL, Mazda, Geo, Isuzu) 1990-Up	1	
83002B	Overhaul Kit, RE4F04A/RE4F04V/4F20E (Altima, Maxima With DOHC, Quest, Villager) 1992-Up	1	
83002C	Overhaul Kit, RE4F04B (Maxima) 2000-05	1	
PART #	MASTER L/STEEL KIT	QTY.	REFERENCE #
83004A	Master L/Steels Kit, RL4F03A/RE4F03A/RE4F03V (Sentra 1990-94) (Infinity G20 1991-02) (For 1995-Up Sentra Sell 5 - 83114AA Also)	1	
83004AA	Master L/Steels Kit, JF403E (Mazda, Geo, Isuzu) 1990-Up	1	
83004AB	Master L/Steels Kit, LJ4A-EL (Millenia 2.3L Supercharged) 1995-Up	1	
83004B	Master L/Steels Kit, RE4F04A/RE4F04V/4F20E (Altima, Maxima With DOHC, Quest, Villager & Infinity I30) 1992-Up	1	
83004C	Master L/Steels Kit, RE4F04B (Maxima) 2000-05 (For Bonded Pistons Sell 83960CK)	1	
PART #	MASTER W/STEEL KIT	QTY.	REFERENCE #
83006A	Master W/Steels Kit, RL4F03A/RE4F03A/RE4F03V (Sentra 1990-94) (Infinity 1991-02) (For 1995-Up Sentra Sell 5 - 83114AA Also)	1	
83006AA	Master W/Steels Kit, JF403E (Mazda, GEO, Isuzu) 1990-Up	1	
83006AB	Master W/Steels Kit, LJ4A-EL (Millenia 2.3L Supercharged) 1995-Up	1	
83006B	Master W/Steels Kit, RE4F04A/RE4F04V/4F20E (Altima, Maxima With DOHC, Quest, Villager & Infinity I30) 1992-Up	1	
83006C	Master W/Steels Kit, RE4F04B (Maxima) 2000-05 (For Bonded Pistons Sell 83960CK)	1	
PART #	FILTER	QTY.	REFERENCE #
83010AA	Filter, RL4F03A/RE4F03A/RL4F03V 1990-Up	1	31728-31X01
83010AE	Filter, JF403E (Isuzu, Impulse, Stylus) 1990-94	1	94385937
83010AG	Filter, LJ4A-EL (Mazda, Millenia 2.3L) 1995-Up	1	FX01-19-815
83010BA	Filter, RE4F04A/RE4F04B/RE4F04V/4F20E 1992-Up	1	31728-80X03
83010BC	Filter, RE4F04A/RE4F04B/RE4F04V (1 3/8" Pick-Up Tube) 2002-Up	1	31728-85X01
PART #	FILTER KIT	QTY.	REFERENCE #
83011AA	Filter Kit, RL4F03A/RL4F03V (Nissan Sentra, Infinity G20) (21 Bolt Shallow) 1990-Up	1	
83011AE	Filter Kit, JF403E (Isuzu, Impulse, Stylus) (21 Bolt Pan) 1990-94	1	
83011AG	Filter Kit, JF403E (Mazda, Millenia 2.3L) (22 Bolt Pan) 1995-Up	1	
83011BA	Filter Kit, RE4F04A/RE4F04V/4F20E (Nissan, Mercury Villager) (21 Bolt Deep) 1992-Up	1	
PART #	BANDS	QTY.	REFERENCE #
83020A	Band, RL4F03A/RE4F03A/RE4F03V Overdrive (1 5/16" Wide)	1	
83020AA	Band, RE4F03A/RE4F03V Overdrive (1 5/16" Wide) With Tab 2000-Up	1	
83020B	Band, RE4F04A/RE4F04B/4F20E Overdrive (1 5/8" Wide)	1	
83020C	Band, JF403E/LJ4A-EL Overdrive (1 9/16" Wide)	1	
PART #	BUSHINGS	QTY.	REFERENCE #
83030A	Bushing Kit, RL4F03A/RE4F03A/RE4F03V	1	
83030B	Bushing Kit, RE4F04A/RE4F04V	1	
83034A	Bushing, RL4F03A/RE4F03A Pump Body (1.775"OD)(1.654"ID)	1	
83034B	Bushing, RE4F04A Pump Body	1	
83036B	Bushing, RE4F04A Stator (Front)	1	
83037A	Bushing, RL4F03A/RE4F03A Stator (Rear)	1	
83037B	Bushing, RE4F04A Stator (Rear)	1	
83046B	Bushing, RE4F04A Reverse Drum	1	

RL4F03A / RE4F03A / RE4F03B / RE4F04A

FWD 4 Speed RE4F04B / RE4F03V / RE4F04V / F420E / JF403E

PART #	METAL CLAD SEALS	QTY.	REFERENCE #
83070A	Seal, RL4F03A/RL4F03V/RE4F03A Front 1990-Up	1	
83070B	Seal, RE4F04A/4F20E Front 1992-Up	1	
83070C	Seal, JF403E Front 1990-Up	1	
83072A	Seal, RL4F03A/RE4F03A/RE4F03V Manual Lever 1990-Up	1	
83072B	Seal, RE4F04A/RE4F04V/4F20E Manual Lever 1992-Up	1	
83076A	Seal, RL4F03A/RL4F03V/RE4F03A Axle (Both Side) (2.0L) 1990-Up	2	
42076A	Seal, JF403E/LJ4A-EL Axle Both Sides 1994-Up (.395" Thick)(2.205"OD)	2	
83076AA	Seal, RL4F03A/RL4F03V/RE4F03A Axle (Both Sides) (1.6L) 1990-Up	2	
83076B	Seal, RE4F04A/RE4F04V/4F20E Axle (Case Side) (Use 93076)	1	
84076	Seal, JF403E Axle Both Sides (2.155"OD) 1990-93	2	
93076	Seal, RE4F04A/RE4F04V/4F20E Axle (Case Side)	1	
83076C	Seal, RE4F04B Axle (Right Side Or Bell Housing Side) 2002-Up	2	
83077A	Use 83076A	1	
83077AA	Seal, RE4F03V Axle (Bell Housing Side) (With Viscous Coupling) 1990-Up	1	
83077B	Seal, RE4F04A/4F20E Axle (Bell Housing Side)(Without Viscous Coupling)(2.335"OD) 1992-Up	1	
83077BA	Seal, RE4F04V Axle (Bell Housing Side)(With Viscous Coupling)(3.550"OD) 1992-Up	1	
83077C	Seal, RE4F04B Axle (Left Side Or Case Side) 2002-Up	1	
PART #	FRICTION CLUTCH	QTY.	REFERENCE #
83106AA	Friction, RL4F03A/RL4F03V High Clutch (.079") 20 Teeth (4.190"OD) (.170" Wide Teeth) (1.6L) 1991-Up	4	
83106AB	Friction, RL4F03A/RL4F03V High Clutch (.063") 20 Teeth (4.190"OD) (.265" Wide Teeth) (Except 1.6L) 1991-Up	4	
83106B	Friction, RE4F04A/4F20E High Clutch (.063") 21 Teeth (4.400"OD) 1991-5/1994	4	
83106BA	Friction, RE4F04A/RE4F04B/4F20E High Clutch (.059") 24 Teeth (4.400"OD) 6/1994-Up	4	
83106BB	Friction, JF403E High Clutch (.063") 20 Teeth (4.400"OD)	3-4	
83108A	Friction, RE4F03A/RE4F03V Forward Clutch (.071") 30 Teeth (4.970"OD) 1991-Up	5	
83108B	Friction, RE4F04A/4F20E/JF403E Forward Clutch (.063") 32 Teeth (5.416"OD)	4-5	
83108BB	Friction, LJ4A-EL Forward Clutch (.055") 32 Teeth (Millenia) 1995-Up	6	
83110A	Friction, RL4F03A/RL4F03V Reverse Clutch (.077") 18 Teeth (5.140"OD) 1991-Up	2	
83110B	Friction, RE4F04A/4F20E/JF403E Reverse Clutch (.063") 28 Teeth (5.500"OD)	2	
83114A	Friction, RL4F03A/RL4F03V Low/Reverse Clutch (.077") 30 Teeth (5.895"OD) 1991-Up	5	
83114AA	Friction, RE4F03A/RE4F03V Low Reverse Clutch (.077") 30 Teeth (5.940"OD) (Kevlar) 1995-Up	5	
83114AB	Friction, RE4F03A/RE4F03V Low/Reverse Clutch (.077") 30 Teeth (5.940"OD) (Kevlar) 1995-Up (For Sentra Only, Has A Different Pitch On Teeth)	5	
83114B	Friction, JF403E Low/Reverse Clutch (.063") 32 Teeth (6.500"OD) 1990-Up	6-7	
83114BA	Friction, RE4F04A/4R20E Low/Reverse Clutch (.071") 32 Teeth (6.500"OD) 1990-Up	6-7	
83116A	Friction, RL4F03A/RL4F03V Overrun Clutch (.063") 18 Teeth (4.610"OD)	3	
83116B	Friction, RE4F04A/4F20E/JF403E Overrun Clutch (.063") 20 Teeth (5.00"OD) 1990-Up	3	
83119A	Friction Module, RL4F03A/RE4F03A/RE4F03V 1990-Up (Contains: Both 83106AA & 83106AB) (For 1995-Up Sentra Sell Five 83114AB Also)	1	
83119AE	Friction Module, JF403E 1990-Up	1	
83119B	Friction Module, RE4F04A/RE4F04V/4F20E 1992-Up	1	
PART #	STEEL CLUTCH	QTY.	REFERENCE #
83126A	Steel, RL4F03A/RL4F03V High Clutch (.079") 18 Teeth (3.420"ID) 1991-Up	5	
83126AA	Steel, RE4F03A High Clutch (.059") 18 Teeth (3.420"ID) 1993-Up	6	
83126BA	Steel, RE4F04A/RE4F04V High Clutch (.059") 28 Teeth (3.615"ID) 1992-Up	6	
83126BB	Steel, RE4F04A/4F20E High Clutch (.079") 28 Teeth (3.615"ID) 1992-Up	1	
83126BC	Steel, JF403E High Clutch (.087") 28 Teeth (3.700"ID) 1990-92 (Uses 1 In 1993-Up)	5	
83126BD	Steel, JF403E High Clutch (.079") 28 Teeth (3.700"ID) 1993-Up	6	
83128A	Steel, RL4F03A/RL4F03V Forward Clutch (.079") 30 Teeth (4.525"ID) 1991-Up	5	
83128B	Steel, RE4F04A/4F20E/JF403E Forward Clutch (.071") 32 Teeth (4.930"ID) 1990-Up	5-6	
83128BB	Steel, LJ4A-EL Forward Clutch (.055") 32 Teeth (Millenia) 1995-Up	6	
83130A	Steel, RL4F03A/RL4F03V Reverse Clutch (.079") 30 Teeth (4.650"ID) 1991-Up	2	
83130B	Steel, RE4F04A/4F20E/JF403E Reverse Clutch (.071") 30 Teeth (5.000"ID) 1990-Up	2	
83130C	Steel, RE4F04B Reverse Clutch (.070") (32 Teeth)(4.955"ID) 2000-Up	2	
83131A	Steel, RE4F03A/RE4F03V Reverse Clutch (Dished) 10 Teeth (4.650"ID) 1991-Up	2	
83131B	Steel, RE4F04A/4F20E Reverse (Dished) 10 Teeth Or 15 Teeth (4.985"ID) (Takes 2 Per Trans)	2	
83131BA	Steel, RE4F04A/4F20E Reverse (Dished) No Teeth (4.985"ID) (Takes 2 Per Trans)	2	
83134A	Steel, RL4F03A/RL4F03V Low/Reverse Clutch (.079") 10 Teeth (5.470"ID) 1991-Up	5	
83134B	Steel, RE4F04A/4F20E Low/Reverse Clutch (.071") 10 Narrow Teeth (5.910"ID) 1992-Up	6-8	
83134C	Steel, JF403E Low/Reverse Clutch (.071") 10 Wide Teeth (5.910"ID) 1990-Up	6	
83136A	Steel, RL4F03A/RL4F03V Overrun Clutch (.079") 6 Teeth (4.130"ID) 1991-Up	5	
83136B	Steel, RE4F04A/4F20E/JF403E Overrun Clutch (.063") 8 Teeth (4.500"ID) 1992-Up	3-5	

RL4F03A / RE4F03A / RE4F03B / RE4F04A

RE4F04B / RE4F03V / RE4F04V / F420E / JF403E FWD 4 Speed

PART #	CLUTCH PRESSURE PLATES	QTY.	REFERENCE #
83139BB.....	Steel Module, JF403E 1990-Up	1	
83146AA.....	Pressure Plate, RL4F03A High (3.430"ID) (.142")	1	
83146AB.....	Pressure Plate, RL4F03A High (3.430"ID) (.150")	1	
83146AC.....	Pressure Plate, RL4F03A High (3.430"ID) (.157")	1	
83146AD.....	Pressure Plate, RL4F03A High (3.430"ID) (.165")	1	
83146AE.....	Pressure Plate, RL4F03A High (3.430"ID) (.173")	1	
83146AF.....	Pressure Plate, RL4F03A High (3.430"ID) (.181")	1	
83146AG.....	Pressure Plate, RL4F03A High (3.430"ID) (.189")	1	
83146BA.....	Pressure Plate, RE4F04A/4F20E High (3.615"ID) (.118") Top	1	31537-81X10
83146BB.....	Pressure Plate, RE4F04A/4F20E High (3.615"ID) (.126") Top	1	31537-81X11
83146BC.....	Pressure Plate, RE4F04A/4F20E High (3.615"ID) (.134") Top	1	31537-81X12
83146BD.....	Pressure Plate, RE4F04A/4F20E High (3.615"ID) (.142") Top	1	31537-81X13
83146BE.....	Pressure Plate, RE4F04A/4F20E High (3.615"ID) (.150") Top	1	31537-81X14
83146BF.....	Pressure Plate, RE4F04A/4F20E High (3.615"ID) (.157") Top	1	31537-81X15
83146BG.....	Pressure Plate, RE4F04A/4F20E High (3.615"ID) (.165") Top	1	31537-81X16
83146BH.....	Pressure Plate, RE4F04A/4F20E High (3.615"ID) (.173") Top	1	31537-81X17
83148AA.....	Pressure Plate, RL4F03A Forward (4.525"ID) (.142")	1	
83148AB.....	Pressure Plate, RL4F03A Forward (4.525"ID) (.150")	1	
83148AC.....	Pressure Plate, RL4F03A Forward (4.525"ID) (.157")	1	
83148AD.....	Pressure Plate, RL4F03A Forward (4.525"ID) (.165")	1	
83148AE.....	Pressure Plate, RL4F03A Forward (4.525"ID) (.173")	1	
83148AF.....	Pressure Plate, RL4F03A Forward (4.525"ID) (.181")	1	
83148BA.....	Pressure Plate, RE4F04A/4F20E/JF403E Forward (4.930"ID) (.126")	1	
83148BB.....	Pressure Plate, RE4F04A/4F20E/JF403E Forward (4.930"ID) (.134")	1	
83148BC.....	Pressure Plate, RE4F04A/4F20E/JF403E Forward (4.930"ID) (.142")	1	
83148BD.....	Pressure Plate, RE4F04A/4F20E/JF403E Forward (4.930"ID) (.150")	1	
83148BE.....	Pressure Plate, RE4F04A/4F20E/JF403E Forward (4.930"ID) (.157")	1	
83148BF.....	Pressure Plate, RE4F04A/4F20E/JF403E Forward (4.930"ID) (.165")	1	
83148BG.....	Pressure Plate, RE4F04A/4F20E/JF403E Forward (4.930"ID) (.173")	1	
83150AA.....	Pressure Plate, RL4F03A Reverse (4.660"ID) (.142")	1	
83150AB.....	Pressure Plate, RL4F03A Reverse (4.660"ID) (.150")	1	
83150AC.....	Pressure Plate, RL4F03A Reverse (4.660"ID) (.157")	1	
83150AD.....	Pressure Plate, RL4F03A Reverse (4.660"ID) (.165")	1	
83150AE.....	Pressure Plate, RL4F03A Reverse (4.660"ID) (.173")	1	
83150AF.....	Pressure Plate, RL4F03A Reverse (4.660"ID) (.181")	1	
83150AG.....	Pressure Plate, RL4F03A Reverse (4.660"ID) (.189")	1	
83150BA.....	Pressure Plate, RE4F04A/4F20E/JF403E Reverse (4.960"ID) (.189")	1	
83150BB.....	Pressure Plate, RE4F04A/4F20E/JF403E Reverse (4.960"ID) (.197")	1	
83150BC.....	Pressure Plate, RE4F04A/4F20E/JF403E Reverse (4.960"ID) (.205")	1	
83150BD.....	Pressure Plate, RE4F04A/4F20E/JF403E Reverse (4.960"ID) (.213")	1	
83150BE.....	Pressure Plate, RE4F04A/4F20E/JF403E Reverse (4.960"ID) (.220")	1	
83150BF.....	Pressure Plate, RE4F04A/4F20E/JF403E Reverse (4.960"ID) (.260")	1	
83150BG.....	Pressure Plate, RE4F04A/4F20E/JF403E Reverse (4.960"ID) (.268")	1	
83150BH.....	Pressure Plate, RE4F04A/4F20E/JF403E Reverse (4.960"ID) (.276")	1	
83150BJ.....	Pressure Plate, RE4F04A/4F20E/JF403E Reverse (4.960"ID) (.283")	1	
83150BK.....	Pressure Plate, RE4F04A/4F20E/JF403E Reverse (4.960"ID) (.291")	1	
83150BL.....	Pressure Plate, RE4F04A/4F20E/JF403E Reverse (4.960"ID) (.299")	1	
83150BM.....	Pressure Plate, RE4F04A/4F20E/JF403E Reverse (4.960"ID) (.307")	1	
83154AA.....	Pressure Plate, RL4F03A Low/Reverse (5.475"ID) (.142")	1	
83154AB.....	Pressure Plate, RL4F03A Low/Reverse (5.475"ID) (.150")	1	
83154AC.....	Pressure Plate, RL4F03A Low/Reverse (5.475"ID) (.157")	1	
83154AD.....	Pressure Plate, RL4F03A Low/Reverse (5.475"ID) (.165")	1	
83154AE.....	Pressure Plate, RL4F03A Low/Reverse (5.475"ID) (.173")	1	
83154AF.....	Pressure Plate, RL4F03A Low/Reverse (5.475"ID) (.181")	1	
83154BA.....	Pressure Plate, RE4F04A/4F20E/JF403E Low/Reverse (5.910"ID) (.079")	1	
83154BB.....	Pressure Plate, RE4F04A/4F20E/JF403E Low/Reverse (5.910"ID) (.087")	1	
83154BC.....	Pressure Plate, RE4F04A/4F20E/JF403E Low/Reverse (5.910"ID) (.094")	1	
83154BD.....	Pressure Plate, RE4F04A/4F20E/JF403E Low/Reverse (5.910"ID) (.102")	1	
83154BE.....	Pressure Plate, RE4F04A/4F20E/JF403E Low/Reverse (5.910"ID) (.110")	1	
83154BF.....	Pressure Plate, RE4F04A/4F20E/JF403E Low/Reverse (5.910"ID) (.118")	1	
83154BG.....	Pressure Plate, RE4F04A/4F20E/JF403E Low/Reverse (5.910"ID) (.126")	1	
83154BH.....	Pressure Plate, RE4F04A/4F20E/JF403E Low/Reverse (5.910"ID) (.134")	1	
83155BA.....	Pressure Plate, RE4F04A Low/Reverse (5.910"ID) (.354") Bottom	1	

83156AA.....	Pressure Plate, RL4F03A Overrun (3 Lug) (.142").....	1
83156AB.....	Pressure Plate, RL4F03A Overrun (3 Lug) (.150").....	1
83156AC.....	Pressure Plate, RL4F03A Overrun (3 Lug) (.157").....	1
83156AD.....	Pressure Plate, RL4F03A Overrun (3 Lug) (.165").....	1
83156AE.....	Pressure Plate, RL4F03A Overrun (3 Lug) (.173").....	1
83156BA.....	Pressure Plate, RE4F04A/4F20E/JF403E Overrun (8 Lug) (.118").....	1
83156BB.....	Pressure Plate, RE4F04A/4F20E/JF403E Overrun (8 Lug) (.126").....	1
83156BC.....	Pressure Plate, RE4F04A/4F20E/JF403E Overrun (8 Lug) (.134").....	1
83156BD.....	Pressure Plate, RE4F04A/4F20E/JF403E Overrun (8 Lug) (.142").....	1
83156BE.....	Pressure Plate, RE4F04A/4F20E/JF403E Overrun (8 Lug) (.150").....	1

PART #	VALVE BODY KITS	QTY.	REFERENCE #
T83165A.....	Shift Kit, RL4F03A (With TV Cable) (Sentra 1991-99) (NX 1992-93) (200SX 1995-98) (Infinity G20 1991-93).....	1	SK® RL4F03A
T83165B.....	Shift Kit, RE4F04A/4F20E (Maxima/Altima 1993-99) (Quest/Villager 1993-02) (Infinity I30 1993-99).....	1	SK® RE4F04A
T83165BA.....	Shift Kit, RE4F03A (Without TV Cables) (Sentra GXE 1993-99) (200SX 1995-98) (Infinity G20 1994-99).....	1
T83165C.....	Shift Kit, LJ4AEL/JF403E (Mazda Millenia "S" 2.3L Super Charged 1995-03) (Geo Storm 1990-Up) (Isuzu Impulse/Gemini 1990-Up).....	1
T83165D.....	Shift Kit, RE4F03B 2000-Up (Transgo).....	1
T83165DA.....	Shift Kit, RE4F04B 2000-Up (Transgo).....	1
T83171A.....	Reprogramming Kit, RL4F03A (With TV Cable) (Hot Rod/Street Show Off) (Sentra XE & SE 1991-99) (Sentra NX 1992-93).....	1
T83171B.....	Reprogramming Kit, RE4F04A/4F20E (Trick Valve/Hot Rod/Street Show Off) (Maxima/Altima 1992-99) (Guest 1992-02) (Mercury Villager 1992-02) (Infinity I30 1995-99).....	1
T83171BA.....	Reprogramming Kit, RE4F03A (Without TV Cable) (Trick Valve/Hot Rod/Street Show Off) (Sentra GXE 1993-99) (200SZ 1995-98) (Infinity G20 1994-99).....	1
T83171C.....	Reprogramming Kit, LJ4AEL/JF403E (Trick Valve/Hot Rod/Street Show Off) (Mazda Millenia "S" 1995-03) (GeoStorm 1990-Up) (Isuzu Impulse & Gemini 1990-Up).....	1
T83171D.....	Reprogramming Kit, RE4F03A (Trick Valve/Hot Rod/Street Show Off) (Sentra 2000-04) (Infinity G20 2000-04).....	1
T83171DA.....	Reprogramming Kit, RE4F04A (Trick Valve/Hot Rod/Street Show Off) (Maxima/Altima 2000-04) (Infinity I30 2000-04).....	1

PART #	OIL SEALING RINGS	QTY.	REFERENCE #
83175A.....	Ring Kit, RL4F03A/RL4F03V/RE4F03A 1992-Up.....	1
83175B.....	Ring Kit, RE4F04A/4F20E 1992-Up.....	1
83175C.....	Ring Kit, JF403E 1990-Up.....	1
83177A.....	Ring, RL4F03A/RL4F03V/RE4F03A Input Shaft (Metal) 1990-Up.....	2
83177B.....	Ring, RE4F04A/4F20E Input Shaft (Metal) 1992-Up.....	3
83179A.....	Ring, RL4F03A/RL4F03V/RE4F03A Stator Support (Reverse Clutch) (Metal) 1990-91.....	2
83179AT.....	Ring, RL4F03A/RL4F03V/RE4F03A Stator Support (Reverse Clutch) (Teflon) 1990-91.....	2
83179B.....	Ring, RE4F04A/4F20E Stator Support (Reverse Clutch) (Metal) 1992-Up.....	2
83179C.....	Ring, JF403E Stator Support (Reverse Clutch) (Metal) 1990-Up.....	3
83180A.....	Ring, RL4F03A/RL4F03V/RE4F03A Output Shaft (1.6L Engine) (Metal) 1990-Up.....	2
83180AA.....	Ring, RL4F03A/RL4F03V/RE4F03A Output Shaft (2.0L Engine) (Metal) 1990-Up.....	2
83180B.....	Ring, RE4F04A/4F20E Output Shaft (Metal) 1992-Up.....	2
83189A.....	Ring, RL4F03A/RL4F03V/RE4F03A Rear Support (Forward & Overrun Clutch) (Metal) 1990-Up.....	3
83189B.....	Ring, RE4F04A/4F20E Rear Support (Forward & Overrun Clutch) (Metal) 1992-Up.....	3

PART #	WASHERS & BEARINGS	QTY.	REFERENCE #
83211AA.....	Washer, RL4F03A Stator (2 13/16"OD) .025" (Plastic).....	1
83211AB.....	Washer, RL4F03A Stator (2 13/16"OD) .031" (Plastic).....	1
83211AC.....	Washer, RL4F03A Stator (2 13/16"OD) .037" (Plastic).....	1
83211AD.....	Washer, RL4F03A Stator (2 13/16"OD) .043" (Plastic).....	1
83211AE.....	Washer, RL4F03A Stator (2 13/16"OD) .049" (Plastic).....	1
83211AF.....	Washer, RL4F03A Stator (2 13/16"OD) .055" (Plastic).....	1
83211AG.....	Washer, RL4F03A Stator (2 13/16"OD) .061" (Plastic).....	1
83211BA.....	Washer, RE4F04A/4F20E/JF403E Stator (3"OD) .031" (Plastic).....	1
83211BB.....	Washer, RE4F04A/4F20E/JF403E Stator (3"OD) .037" (Plastic).....	1
83211BC.....	Washer, RE4F04A/4F20E/JF403E Stator (3"OD) .043" (Plastic).....	1
83211BD.....	Washer, RE4F04A/4F20E/JF403E Stator (3"OD) .049" (Plastic).....	1
83211BE.....	Washer, RE4F04A/4F20E/JF403E Stator (3"OD) .055" (Plastic).....	1
83211BF.....	Washer, RE4F04A/4F20E/JF403E Stator (3"OD) .061" (Plastic).....	1
83211BG.....	Washer, RE4F04A/4F20E/JF403E Stator (3"OD) .067" (Plastic).....	1
83211BH.....	Washer, RE4F04A/4F20E/JF403E Stator (3"OD) .073" (Plastic).....	1

RL4F03A / RE4F03A / RE4F03B / RE4F04A RE4F04B / RE4F03V / RE4F04V / F420E / JF403E FWD 4 Speed

PART #	WASHERS & BEARINGS (Continued)	QTY.	REFERENCE #
83226AA.....	Race, RL4F03A Stator To High Drum (1 7/8"OD) (.024").....	1	
83226AB.....	Race, RL4F03A Stator To High Drum (1 7/8"OD) (.031").....	1	
83226AC.....	Race, RL4F03A Stator To High Drum (1 7/8"OD) (.039").....	1	
83226AD.....	Race, RL4F03A Stator To High Drum (1 7/8"OD) (.047").....	1	
83226AE.....	Race, RL4F03A Stator To High Drum (1 7/8"OD) (.055").....	1	
83226AF.....	Race, RL4F03A Stator To High Drum (1 7/8"OD) (.063").....	1	
83226AG.....	Race, RL4F03A Stator To High Drum (1 7/8"OD) (.071").....	1	
83226AH.....	Race, RL4F03A Stator To High Drum (1 7/8"OD) (.079").....	1	
83226AJ.....	Race, RL4F03A Stator To High Drum (1 7/8"OD) (.087").....	1	
83226BA.....	Race, RE4F04A/4F20E/JF403E Stator (2"OD) (.031").....	1	
83226BB.....	Race, RE4F04A/4F20E/JF403E Stator (2"OD) (.035").....	1	
83226BC.....	Race, RE4F04A/4F20E/JF403E Stator (2"OD) (.039").....	1	
83226BD.....	Race, RE4F04A/4F20E/JF403E Stator (2"OD) (.043").....	1	
83226BE.....	Race, RE4F04A/4F20E/JF403E Stator (2"OD) (.047").....	1	
83226BF.....	Race, RE4F04A/4F20E/JF403E Stator (2"OD) (.051").....	1	
83226BG.....	Race, RE4F04A/4F20E/JF403E Stator (2"OD) (.055").....	1	
83226BH.....	Race, RE4F04A/4F20E/JF403E Stator (2"OD) (.059").....	1	
83226BJ.....	Race, RE4F04A/4F20E/JF403E Stator (2"OD) (.063").....	1	
83226BK.....	Race, RE4F04A/4F20E/JF403E Stator (2"OD) (.067").....	1	
83226BL.....	Race, RE4F04A/4F20E/JF403E Stator (2"OD) (.071").....	1	
83226BM.....	Race, RE4F04A/4F20E/JF403E Stator (2"OD) (.075").....	1	
83226BN.....	Race, RE4F04A/4F20E/JF403E Stator (2"OD) (.079").....	1	
83227A.....	Bearing W/Race, RL4F03A Stator To High Drum (1.845"OD).....	1	
83227B.....	Bearing W/Race, RE4F04A/4F20E/JF403E Stator (1.980"OD).....	1	
83229A.....	Bearing W/Race, RL4F03A High Drum To Hub (1.370"OD).....	1	31407-31X11
83229B.....	Bearing W/Race, RE4F04A/4F20E/JF403E High Drum (1.640"OD).....	1	
83232A.....	Washer, RL4F03A Forward Drum To Rear Support.....	1	
83232B.....	Bearing W/Race, RE4F04A/4F20E/JF403E Forward Drum To Case (Does Not Fit 4F20E In A Millenia With Super Charged V6).....	1	
83233A.....	Bearing W/Race, RL4F03A Overrun Hub To Rear Support.....	1	31407-31X12
83233AB.....	Bearing W/Race, RL4F03A Overrun Hub To Rear Support.....	1	31407-31X07
83233AF.....	Bearing W/Race, JF403E Overrun Hub To Rear Support.....	1	
83233BA.....	Bearing W/Race, RE4F04A/4F20E Overrun Hub To Rear Support.....	1	
83234AA.....	Race, RL4F03A Overrun Hub Bearing To Rear Support.....	1	
83234AE.....	Race, JF403E Overrun Hub Bearing To Rear Support.....	1	
83235A.....	Bearing W/Race, RL4F03A High Hub To Sun Shell (2.355"OD).....	1	31407-31X01
83235B.....	Bearing W/Race, RE4F04A/4F20E/JF403E High Hub To Sun Shell (2.745"OD).....	1	
83236A.....	Cup Washer, RL4F03A Sprag (2.810"OD) Bronze.....	1	
83236B.....	Cup Washer, RE4F04A/4F20E/JF403E Sprag (3.030"OD) Bronze.....	1	
83238A.....	Bearing W/Race, RL4F03A Front Planet To Rear Sun Gear (1.840"OD).....	1	31407-31X03
83238B.....	Bearing W/Race, RE4F04A/4F20E/JF403E Front Planet To Rear Sun Gear (2.00"OD).....	1	
83243B.....	Race, RE4F04A/4F20E/JF403E Shell To Front Planet (4 Tab).....	1	
83244A.....	Bearing W/Race, RL4F03A Sun Shell To Planet (2 5/16"OD).....	1	31407-31X02
83244AA.....	Bearing W/Race, RL4F03V Sunshell To Planet (2.746"OD).....	1	
83247A.....	Bearing W/Race, RL4F03A Rear Sun Gear To Rear Planet (1.675"OD).....	1	31407-31X04
83247AE.....	Bearing W/Race, JF403E (Stays In Planet).....	1	
83247B.....	Bearing W/Race, RE4F04A/4F20E Sun Gear To Planet (1.882"OD).....	1	
83251A.....	Bearing W/Race, RL4F03A Rear Planet To Rear Ring Gear (1.877"OD).....	1	31407-31X05
83251AA.....	Bearing W/Race, RL4F03V Rear Planet To Rear Ring Gear (1.955"OD).....	1	
83251BA.....	Bearing W/Race, RE4F04A/4F20E Rear Planet To Rear Ring Gear (.110" Thick)(1.960"OD) (1.380"ID)(Fits A 4 Gear Rear Planet).....	1	
83251BB.....	Bearing W/Race, RE4F04A/4F20E Rear Planet To Rear Ring Gear (.110"Thick)(2.035"OD) (1.460"ID)(Fits A 5 Gear Rear Planet).....	1	
83254A.....	Washer, RL4F03A Rear Ring Gear To Sprag (3 Tab) (2.335"ID).....	1	31508-31X07
83254B.....	Washer, RE4F04A/4F20E/JF403E Rear Ring Gear To Sprag (3 Tab) (2.530"ID).....	1	
83267A.....	Cup Race, RL4F03A Output Shaft To Rear Support.....	1	
83268A.....	Tapered Bearing, RL4F03A Output Shaft To Rear Support.....	1	
83268AB.....	Caged Needle Bearing, RL4F03V Output Shaft To Rear Support.....	1	
83268BB.....	Caged Needle Bearing, RL4F04A/JF403E/4F20E Output Shaft To Rear Support.....	1	
83269A.....	Spacer, RL4F03A Output Shaft To Drive Gear.....	1	
83270AB.....	Bearing W/Race, RL4F03V Support To Drive Gear (2.350"OD).....	1	
83270AE.....	Bearing W/Race, JF403E Support To Gear (3.410"OD) (.112").....	1	
83270BA.....	Bearing W/Race, RE4F04A/4F20E Support To Gear (3.410"OD) (.135").....	1	
83272BA.....	Shim, RE4F04A/4F20E Drive Gear Bearing To Case.....	1	
83276A.....	Shim, RL4F03A Driven Transfer Gear.....	1	
83276B.....	Shim, RE4F04A/4F20E Driven Transfer Gear.....	1	

RL4F03A / RE4F03A / RE4F03B / RE4F04A FWD 4 Speed RE4F04B / RE4F03V / RE4F04V / F420E / JF403E

PART #	GASKETS & RUBBER COMPONENTS	QTY.	REFERENCE #
83300A	Gasket, RL4F03A/RL4F03V Bottom Pan 1990-Up	1	31397-21X26
83300B	Gasket, RE4F04A/RE4F04V Bottom Pan 1992-Up	1	
83300C	Gasket, JF403E Bottom Pan 1990-Up	1	
83300D	Gasket, LJ4A-EL Bottom Pan (22 Bolt) (2.3L Millenia) 1995-Up	1	
83304A	Gasket, RL4F03A Side Cover 1990-Up	1	31398-31X02
183311A	O-Ring, RE4F04A/RE4F04B Front Pump 1990-Up	1	31526-31X02
83320B	Gasket, RE4F04A/RE4F04V/4F20E Valve Body (Lower Section Of The Valve Body Assembly) Upper Gasket	1	
83320BK	Gasket Set, RE4F04A/RE4F04V/4F20E Valve Body (4 Gaskets)	1	
83321B	Gasket, RE4F04A/RE4F04V/4F20E Valve Body (Lower Section oOf The Valve Body Assembly) Lower Gasket	1	
83322BA	Gasket, RE4F04A/RE4F04V/4F20E Accumulator Body (Upper Section Of The Valve Body Assembly) Upper Gasket	1	
83322BB	Gasket, RE4F04A/RE4F04V/4F20E Accumulator Body (Upper Section Of The Valve Body Assembly) Lower Gasket	1	
83345A	O-Ring, RL4F03A Governor Cover 1990-Up	1	31526-31X10
83368A	O-Ring, RL4F03A Speed-O Sleeve 1990-Up	1	32710-M8000
83371A	O-Ring, RL4F03A Filler Tube 1990-Up	1	31804-M7500
83373A	O-Ring, RL4F03A T.V. Cable 1990-Up	1	31052-01X00
83379A	O-Ring, RL4F03A Filter 1990-Up	1	31729-21X01
PART #	TECHNICAL MANUALS	QTY.	REFERENCE #
83400A	Technical Manual, RL4F03A/RE4F03A	1	
83400B	Technical Manual, RE4F04A	1	RE4F04A
83400C	Technical Manual, JR403E (GEO Storm, Prism)	1	83-J403ETM
83400D	Technical Manual, 4F20E (Ford Villager)	1	4F20E
PART #	ELECTRICAL COMPONENTS	QTY.	REFERENCE #
83410AA	Neutral Switch, RL4F03A (With 4 Prong Connector)	1	
83410AE	Neutral Switch, JF403E (With Wire Harness) Has A Wire Harness With 2 Connectors (1 Has 8 Prongs And 1 Has 2 Prongs)	1	
83410BA	Neutral Switch, RE4F04A/4F20E (With Wire Harness) Has A Wire Harness With 2 Connectors (1 Has 7 Prongs And 1 Has 2 Prongs)	1	
83420AG	Solenoid Assembly, RL4F03A (Lock-Up & 3-4 Shift)(1.6L 1991-94 & 2.0L 1991-92)(2 Solenoids With 20" External Wire Harness)	1	
83420AH	Solenoid Assembly, RL4F03A/RE4F03A (Lock-Up & 3-4 Shift)(1.6L 1995-98) (2 Solenoids No External Wire Harness)	1	
83420AJ	Solenoid Assembly, RE4F03A (2.0L 1993-98) (5 Solenoids With 20" External Wire Harness) (1 O-Ring Per Solenoid)	1	
83420AL	Solenoid Assembly, RE4F03A (1.8L & 2.0L 1999-Up) (5 Solenoids No External Wire Harness) (1 Solenoid Has A Red & White Wire)(2 Solenoids Have 2 O-Rings Each)	1	
83420B	Solenoid Assembly, RE4F04A/4F20E 1992-Up (5 Solenoids With 22" External Wire Harness)(1 O-Ring Per Solenoid)	1	31940-80X005
83420BA	Solenoid Assembly, RE4F04A/RE4F04B/4F20E 2000-Up (5 Solenoids No External Wire Harness, With 7 Prong Case Connector)(1 Solenoid Has 2 Red Wires)(2 Solenoids Have 2 O-Rings Each)	1	
83436AE	Speed Sensor, JF403E (2 Prong)	1	
83436BA	Speed Sensor, RE4F04A/4F20E (3 Prong)	1	
PART #	HARD PARTS	QTY.	REFERENCE #
83500A	Pump Complete, RL4F03A (11 Teeth On Inner Gear) Aluminum Stator (6 Bolts To Body)	1	
83500AE	Pump Complete, JF403E (9 Teeth On Inner Gear) Cast Iron Stator (8 Bolts To Body) (Stator Shaft Is 2 1/4" Long From Flat Surface To End Of Shaft) (.850"ID Front Bushing)	1	
83500AF	Pump Complete, JF403E (9 Teeth On Inner Gear) Cast Iron Stator (8 Bolts To Body) (Stator Shaft Is 2 3/4" Long From Flat Surface To End Of Shaft) (.925"ID Front Bushing)	1	
83500BA	Pump Complete, RE4F04A/4F20E (11 Teeth On Inner Gear) Aluminum Stator (8 Bolts To Body)	1	
83510A	Pump Body W/Gears, RL4F03A (11 Teeth On Inner Gear) 6 Bolt	1	
83510AE	Pump Body W/Gears, JF403E (9 Teeth On Inner Gear) 8 Bolt (Outer Gear Is 4.125"OD)	1	
83510AF	Pump Body W/Gears, JF403E (9 Teeth On Inner Gear) 8 Bolt (Outer Gear Is 3.570"OD)	1	
83510BA	Pump Body W/Gears, RE4F04A/4F20E (11 Teeth On Inner Gear) 8 Bolt	1	
83520A	Stator, RL4F03A Pump Cover (Aluminum) 6 Bolts To Body	1	
83520AE	Stator, JF403E Pump Cover (Cast Iron) (Shaft Is 2 1/4" Long From Surface To End Of Shaft) (.850"ID Front Bushing)	1	
83520AF	Stator, JF403E Pump Cover (Cast Iron) (Shaft Is 2 3/4" Long From Surface To End Of Shaft) (.925"ID Front Bushing)	1	
83520BA	Stator, RE4F04A/4F20E Pump Cover (Aluminum) 8 Bolts To Body	1	

RL4F03A / RE4F03A / RE4F03B / RE4F04A

RE4F04B / RE4F03V / RE4F04V / F420E / JF403E FWD 4 Speed

PART #	HARD PARTS (Continued)	QTY.	REFERENCE #
83554A	Drum, RL4F03A Forward (30 Teeth Forward Steels) (5 Forward & 3 Overrun Frictions)	1	
83554AE	Drum, RE4F04A/4F20E/JF403E Forward (32 Teeth Forward Steels) (4-5 Forward Frictions & 3 Overrun Frictions)(.510" From Top Of Drum To Top Of Snap Ring Groove)	1	
83554BA	Drum, RE4F04A/4F20E/JF403E Forward (32 Teeth Steels) (5-6 Forward Frictions & 3-4 Overrun Frictions)(.375" From Top Of Drum To Top Of Snap Ring Groove)	1	
83555AA	Drum, RL4F03A High With Shaft (18 Teeth Steels) Converter Splines Are 16mm Long	1	
83555AB	Drum, RL3F03A High With Shaft (18 Teeth Steels) Converter Splines Are 20mm Long	1	
83555AE	Drum, JF403E High With Shaft (28 Teeth Steels) Shaft Is 5 3/8" From Drum To Converter End	1	
83555B	Drum, RE4F04A/4F20E High With Shaft (28 Teeth Steels) (Shaft Is 5 5/8" From Drum To Converter End) (Drum Is 1 7/8" Thick Front To Back)(Uses An Aluminum Piston)	1	
83555BA	Drum, RE4F04A/4F20E High With Shaft (28 Teeth Steels) (Shaft Is 5 5/8" From Drum To Converter End)(Drum Is 1 11/16" Thick Front To Back)(Uses An Aluminum Piston)	1	
83555BB	Drum, RE4F04A/4F20E High With Shaft (28 Teeth Steels) (Shaft Is 5 7/8" From Drum To Converter End)(Drum Is 1 11/16" Thick Front To Back)(Uses An Aluminum Piston)	1	
83555C	Drum, RE4F04B High With Shaft (28 Teeth Steels) Shaft Is 5 5/8" From Drum To Converter End (Drum Is 1 7/8" Thick Front To Back)(Uses Bonded Piston)(Has 3 ID Lands On Shaft Between Bushing Land And Rings) 2000-Up	1	
83556A	Drum, RL4F03A Reverse (2 Clutch) 8 Drive Lugs (1 3/8" Band Surface)	1	
83556AE	Drum, JF403E Reverse (2 Clutch) 30 Drive Lugs (1 9/16" Band Surface)	1	
83556BA	Drum, RE4F04A/4F20E Reverse (2 Clutch) 16 Drive Lugs (1 5/8" Band Surface)(Uses 30 Teeth Steels # 130) 1990-Up	1	
83556BB	Drum, RE4F04B/4F20E Reverse (2 Clutch)(16 Drive Lugs)(1 5/8" Wide Band Surface)(Uses 32 Teeth Steels # 130) 2000-Up	1	
83564A	Piston Kit, RL4F03A Forward & Overrun Clutch	1	
83564AE	Piston Kit, RE4F04A/4F20E/JF403E Forward & Overrun Clutch (Overrun Piston Is .950" Thick)	1	
83564B	Piston Kit, RE4F04A/4F20E/JF403E Forward & Overrun Clutch	1	
83564BA	Piston Kit, RE4F04A/4F20E/JF403E Forward & Overrun Clutch (Overrun Piston Is .900" Thick)	1	
83565AA	Piston Kit, RL4F03A High Clutch (Piston Is 3.992"OD)	1	
83565BA	Piston Kit, RE4F04A/4F20E/JF403E High Clutch (Piston Is 4.150"OD)	1	
83565C	Piston Kit, RE4F04B High Clutch (Piston Is 3.900"OD With Bonded Rubber) 2000-Up	1	
83566A	Piston Kit, RL4F03A Reverse Clutch (16 Springs)	1	
83566BA	Piston Kit, RE4F04A/4F20E/JF403E Reverse Clutch	1	
83567A	Piston Kit, RL4F03A Low/Reverse Clutch	1	
83567B	Piston Kit, RE4F04A/4F20E/JF403E Low/Reverse Clutch	1	
83574AA	Clutch Hub, RL4F03A Forward Clutch (With .685" Thick Outer Race) 2.810"ID	1	
83574AB	Clutch Hub, RL4F03A Forward Clutch (With .755" Thick Outer Race) 2.810"OD	1	
83574AE	Clutch Hub, JF403E Forward Clutch (With .725" Thick Outer Race) 3.032"ID	1	
83574BA	Clutch Hub, RE4F04A/4F20E Forward Clutch (With .847" Thick Outer Race)(3.032"ID) (1.646" Tall)	1	
83574BB	Clutch Hub, RE4F04A/4F20E Forward Clutch (With .847" Thick Outer Race)(3.032"ID) (1.871" Tall)	1	
83575AA	Clutch Hub, RL4F03A High Clutch (20 Teeth) 3 3/8"OD (.170" Wide Teeth On Frictions)	1	
83575AB	Clutch Hub, RL4F03A High Clutch (20 Teeth) 3 3/8"OD (.265" Wide Teeth On Frictions)	1	
83575AE	Clutch Hub, JF403E High Clutch (20 Teeth) 3 5/8"OD	1	
83575BA	Clutch Hub, RE4F04A High Clutch (24 Teeth) (2.720" Tall) (3 1/2"OD)	1	
83575BB	Clutch Hub, RE4F04A High Clutch (24 Teeth) (2.865" Tall) (3 1/2"OD)	1	
83575D	Clutch Hub, 4F20E High Clutch (21 Teeth) 3 1/2"OD	1	
83579AA	Clutch Hub, RL4F03A Overrun (18 Lug) With 5 Humps On Back For Bearing	1	
83579AB	Clutch Hub, RL4F03A Overrun (18 Lug) (Takes A 1 Piece Bearing #233)	1	
83579BA	Clutch Hub, RE4F04A/4F20E/JF403E Overrun (20 Lug)	1	
83582A	Planet, RL4F03A Front (29 Teeth Sun Gear)	1	
83582BA	Planet, RE4F04A/4F20E/JF403E Front (33 Teeth Sun Gear)(3 Gear)(Use 83583AA)	1	
83582BB	Planet, RE4F04A/4F20E Front (33 Teeth Sun Gear)(4 Gear)(Use 83583AB)	1	
83583A	Planet Kit, RL4F03A (With 36 Teeth Sun Gear) (Contains: #622 & From # 582 to # 594) (Uses A 83594AA With .840" Tall Sprag Race)(We Leave Out Bushing #052 For Added Lube Per ATRA)	1	
83583AA	Planet Kit, RE4F04A/4F20E (With 42 Teeth Sun Gear) (Contains: #622 & From #582 to #594) (With 3 Gear Front & 4 Gear Rear Planet) (We Leave Out Bushing #052 For Added Lube Per ATRA)	1	
83583AB	Planet Kit, RE4F04A/4F20E (42 Teeth Sun Gear)(Contains: #622 & From #582 to # 594) (With 4 Gear Front & 5 Gear Rear Planet)(We Leave Out Bushing #052 For Added Lube Per ATRA)	1	
83583AC	Planet Kit, RE4F04A/4F20E (42 Teeth Sun Gear)(Contains: #622 & From #582 to #594) (With 4 Gear Front & 4 Gear Rear Planet)(We Leave Out Bushing #052 For Added Lube Per ATRA)	1	
83583AE	Sprag Kit, JF403E (With 37 Teeth Sun Gear) (Contains: #622 & From #582 to #594) (We Leave Out Bushing #052 For Added Lube Per ATRA)	1	

RL4F03A / RE4F03A / RE4F03B / RE4F04A FWD 4 Speed RE4F04B / RE4F03V / RE4F04V / F420E / JF403E

83584A	Planet, RL4F03A Rear With Ring Gear (36 Teeth Sun Gear)	1	
83584AE	Planet, JF403E Rear With Ring Gear (37 Teeth Sun Gear)	1	
83584BA	Planet, RE4F04A/4F20E Rear With Ring Gear (42 Teeth Sun Gear)(4 Gear)(1.355"OD Where Bushing #060 Rides)(Use 83583AA)	1	
83584BB	Planet, RE4F04A/4F20E Rear With Ring Gear (42 Teeth Sun Gear)(5 Gear)(1.435"OD Where Bushing #060 Rides)(Use 83583AB)	1	
83594AA	Ring Gear, RL4F03A Rear (2.155"OD) .840" Tall Sprag Race	1	
83594AB	Ring Gear, RL4F03A Rear (2.155"OD) .905" Tall Sprag Race	1	
83594AE	Ring Gear, JF403E Rear (2.375"OD) .870" Tall Sprag Race	1	
83594BA	Ring Gear, RE4F04A/4F20E Rear (2.375"OD)(.980" Tall Sprag Race)(Bushing #060 Is 1.355"ID)	1	
83594BB	Ring Gear, RE4F04A/4F20E Rear (2.375"OD)(.980" Tall Sprag Race)(Bushing #060 Is 1.435"ID)	1	
83614A	Sun Gear, RL4F03A Rear (36 Teeth)	1	
83614AE	Sun Gear, JF403E Rear (37 Teeth)	1	
83614BA	Sun Gear, RE4F04A/4F20E Rear 42 Teeth	1	
83622A	Shell, RL4F03A Sun Gear (29 Teeth) 8 Drive Lugs	1	
83622AE	Shell, JF403E Sun Gear (33 Teeth) 30 Drive Lugs	1	
83622BA	Shell, RE4F04A/4F20E Sun Gear (33 Teeth) 16 Drive Lugs	1	
83630AE	Housing, JF403E Low/Reverse Piston	1	
83630BA	Housing, RE4F04A/4F20E Low/Reverse Piston	1	
83634AA	Support, RL4F03A Rear (Tapered Bearing Type #268) 5 Bolt	1	
83634AB	Support, RL4F03A Rear (Caged Needle Bearing Type #268) 5 Bolt	1	
83634AE	Support, JF403E Rear (Caged Needle Bearing Type #268) 6 Bolt (Has 23 Needles In Bearing)	1	
83634BA	Support, RE4F04A/4F20E Rear (Caged Bearing Type # 268) 6 Bolt (Has 17 Needles In Bearing)	1	

PART #	SPRAGS & ONE WAY CLUTCHES	QTY.	REFERENCE #
83642A	Sprag Assembly, RL4F03A Low With Outer Race (15 Rollers) .605" Overall Thickness	1	31473-31X00
83642AA	Sprag Assembly, RL4F03A Low With Outer Race (15 Rollers) .690" Overall Thickness	1	
83642AB	Sprag Assembly, RL4F03A Low With Outer Race (19 Rollers)	1	31473-31X03
83642B	Sprag Assembly, RE4F04A/4F20E/JF403E Low With Outer Race (18 Roller)	1	
83658AA	Sprag, RL4F03A Forward (24 Lug) .387" Wide Lugs	1	31484-31X00
83658AB	Sprag, RL4F03A Forward (24 Lug) .465" Wide Lugs	1	31484-31X01
83658AE	Sprag, JF403E Forward (27 Lug) .410" Wide Lugs	1	
83658BA	Sprag, RE4F04A/4F20E Forward (27 Lug) .530" Wide Lugs	1	31484-80X00

PART #	HARD PARTS (Continued)	QTY.	REFERENCE #
83678A	Output Shaft With Bearing, RL4F03A (less Drive Gears)	1	
83680A	Governor, RL4F03A Assembly (16 Teeth)	1	
83684A	Governor Gear, RL4F03A (16 Teeth)	1	
83686A	Cover, RL4F03A Governor (Tin)	1	
83688A	Spacer, RL4F03A Under Governor Cover Snap Ring	1	
83710AA	Gear, RL4F03A Drive Transfer (52 Teeth) With Bearing Less Output Shaft	1	
83710AB	Gear, RL4F03A Drive Transfer (52 Teeth) With Bearing & Output Shaft	1	
83710AE	Gear, JF403E Drive Transfer (59 Teeth) With Bearing & Output Shaft	1	
83710BA	Gear, RE4F04A/4F20E Drive Transfer (46 Teeth)(With Bearing & Output Shaft)	1	
83710BB	Gear, RE4F04A/4F20E Drive Transfer (42 Teeth)(With Bearing & Output Shaft)	1	
83712A	Gear, RL4F03A Driven Transfer (55 Teeth) With Bearing	1	
83712AE	Gear, JF403E Driven Transfer (53 Teeth) With Bearing	1	
83712BA	Gear, RE4F04A/4F20E Driven Transfer (45 Teeth) With Bearing	1	
83713A	Retainer, RL4F03A (Pinion Bearing) 4 Bolt Cast Iron	1	
83713AE	Retainer, JF403E (Pinion Bearing) 8 Bolt Cast Iron	1	
83713B	Retainer, RE4F04A/4F20E (Pinion Bearing) 8 Bolt Cast Iron	1	
83715A	Differential, RL4F03A (76 Teeth) 3 Groove (Tapered Bearings) 41 Teeth Speed-O	1	
83715AA	Differential, RL4F03A (76 Teeth) 3 Groove (With Ball Bearings) 41 Teeth Speed-O	1	
83715AAB	Differential, RL4F03A (76 Teeth) 1 Groove (With Ball Bearings) 41 Teeth Speed-O	1	
83715AAC	Differential, RL4F03A (76 Teeth) No Groove (Tapered Bearings) 41 Teeth Speed-O	1	
83715AB	Differential, RL4F03A (77 Teeth) 1 Groove (With Tapered Bearings) 41 Teeth Speed-O	1	
83715ABC	Differential, RE4F03V/RE4F04V (77 Teeth) 1 Groove (With viscous) 14 Bolt Ring Gear (21 Rollers On Bearing On Housing Side / 40 Rollers On Ring Gear Side)	1	
83715AC	Differential, RL4F03A (74 Teeth) No Groove (With Ball Bearings) 41 Teeth Speed-O	1	
83715AE	Differential, JF403E (76 Teeth) 2 Groove (With Tapered Bearings) 35 Teeth Speed-O	1	
83715AM	Differential, RE4F03V/ RE4F04V (76 Teeth) 3 Groove (With Viscous) 14 Bolt Ring Gear (21 Rollers On Bearing On Housing Side) 40 Rollers On Ring Gear Side	1	
83715AV	Differential, RE4F03V/RE4F04V (74 Teeth) 1 Groove (With Viscous) 16 Bolt Ring Gear	1	
83715BA	Differential, RE4F04A (74 Teeth) No Groove (With Tapered Bearings) 41 Teeth Speed-O	1	
83715BF	Differential, 4F20E (75 Teeth) 1 Groove (With Tapered Bearings) 41 Teeth Speed-O	1	
83715CA	Differential, RL4F03A (66 Teeth) 2 Groove (With Tapered Bearings) 41 Teeth Speed-O	1	

RL4F03A / RE4F03A / RE4F03B / RE4F04A

RE4F04B / RE4F03V / RE4F04V / F420E / JF403E FWD 4 Speed

PART #	HARD PARTS (Continued)	QTY.	REFERENCE #
83715CB.....	Differential, RL4F03A (66 Teeth) 3 Grooves (With Ball Bearings) 41 Teeth Speed-O	1	
83715DA.....	Differential, RL4F03A (67 Teeth) 2 Grooves (With Tapered Bearings) 41 Teeth Speed-O	1	
83715EA.....	Differential, 4F20E (72 Teeth) No Groove (With Tapered Bearings) 25 Teeth Speed-O	1	
83730AA.....	Pinion, RL4F03A (21 Teeth) 3 Groove (With 17 Teeth Governor Drive Gear).....	1	
83730AB.....	Pinion, RL4F03A (20 Teeth) 3 Groove (With 17 Teeth Governor Drive Gear).....	1	
83730AE.....	Pinion, JF403E (17 Teeth) No Groove	1	
83730BA.....	Pinion, RE4F04A (20 Teeth) No Groove	1	
83730BB.....	Pinion, RE4F04A (20 Teeth) 3 Groove (12 Teeth Electric Pick-Up)	1	
83730BF.....	Pinion, 4F20E (19 Teeth) 1 Groove.....	1	
83740AA.....	Valve Body, RL4F03A (2 Solenoid) With 11" Wire Harness	1	38440-M3000
83740AB.....	Valve Body, RL4F03A (2 Solenoid) With 31" Wire Harness	1	
83740AE.....	Valve Body, JF403E (5 Solenoid On 1 Corner) With 19" Wire Harness.....	1	
83740AF.....	Valve Body, JF403E (5 Solenoids On 1 Corner) With 34" Wire Harness.....	1	
83740BA.....	Valve Body, RE4F04A/4F20E (5 Solenoids, 1 On Opposite End) The 7 Wire Harness		
Is Made Into The Case Connector	1	
83740BC.....	Valve Body, RE4F04A/4F20E (5 Solenoids, 1 On Opposite End) The 7 Wire Harness		
Unplugs From The Case Connector.....	1	
PART #	VALVE BODY COMPONENTS	QTY.	REFERENCE #
S83741AS-1K....	Valve Kit, RE4F04A/4F20E 1-2 Accumulator Shift (Valve, O-Ring, End Plug & 2 Springs)		
(Sonnax)(Must Use T-63940-BST)(Does Not Fit 2000-Up Maxima Or Any 2002-Up)	1	
T-63940-BST ..	Bore Sizing Tool, For S83741AS-1K (Sonnax)	1	
S83741BS-1K....	Valve Kit, RE4F04A/4F20E Accumulator Shift (Valve, O-Ring & Spring) (Sonnax)	1	63940-03K
PART #	HARD PARTS (Continued)	QTY.	REFERENCE #
83750A.....	Bell Housing, RL4F03A (Cast # MC2).....	1	
83750AA.....	Bell Housing, RL4F03A (Cast # MCV) Top Bolts 4 3/8"	1	
83750AB.....	Bell Housing, RL4F03A (Cast # CB2) Top Bolts 6"	1	
83750AE.....	Bell Housing, JF403E (Top Bolts Are 5").....	1	
83750BA.....	Bell Housing, RE4F04A (Cast # ZY-TA) Top Bolts 4 1/2"	1	
83750BC.....	Bell Housing, RE4F04A (Cast # ZY-ZV) Top Bolts 3"	1	
83750BF.....	Bell Housing, 4F20E (Cast # ZY-VG #1) Top Bolts Are 4 3/8" (Has No Crank Sensor)	1	
83750BG.....	Bell Housing, 4F20E (Cast # ZY-VG #2 or #3) Top Bolts Are 4 3/8" (With Crank Sensor		
At 2:00).....	1	
83759AA.....	Rear Cover, RL4F03A (Tin).....	1	
83759AB.....	Rear Cover, RL4F03A (Aluminum) Cast # AY2 #2-A	1	
83759AE.....	Rear Cover, JF403E (Aluminum) Cast # AK #1	1	
83759AF.....	Rear Cover, JF403E (Aluminum) Cast # 214056	1	
83759BA.....	Rear Cover, RE4F04A/4F20E (Aluminum) Cast # ZY #1-A (Also Cast # ZY #7).....	1	
83759BB.....	Rear Cover, RE4F04A/4F20E (Aluminum) Cast # ZY #2-A.....	1	
83760.....	Case, RL4F03A (Cast # AY-1 #2) Takes A Tin Rear Cover	1	
83760A.....	Case, RL4F03A (Cast # AY-1 #4) Takes A Tin Rear Cover	1	
83760AA.....	Case, RL4F03A (Cast # AY-1 #9) Takes A Tin Rear Cover	1	
83760AB.....	Case, RL4F03A (Cast # AY-2 #5) Takes An Aluminum Rear Cover	1	
83760AE.....	Case, JF403E (Takes Aluminum Rear Cover) Shift Lever On Top.....	1	
83760BA.....	Case, RE4F04A (Takes Aluminum Rear Cover) Has 2 Bolt Holes For Low/Reverse		
Clutch Apply Tube	1	
83760BF.....	Case, 4F20E (Takes Aluminum Rear Cover) Has 3 Bolt Holes For Low/Reverse Clutch		
Apply Tube (But Only Uses 2 Holes).....	1	
83765AA.....	Pan, RL4F03A Bottom (Shallow)	1	
83765AE.....	Pan, JF403E Bottom (12 Bolt Holes) 1990-95	1	
83765AF.....	Pan, JF403E Bottom (22 Bolt Holes) 1995-Up	1	
83765BA.....	Pan, RE4F04A/4F20E Bottom (1.980" Deep At 1 End)	1	
83765BB.....	Pan, RE4F04A/4F20E Bottom (1.550" Deep In Center)	1	
83765BC.....	Pan, RE4F04A/4F20E Bottom (2.385" Deep In Center)	1	
83790AK.....	Bolt Set, RL4F03A/RE4F03A/4F20E Rear Support To Case.....	1	
83796AA.....	Nut, RL4F03A Holds Driven GearTo Pinion	1	
83796AE.....	Nut, JF403E Holds Driven Gear To Pinion	1	
83796BA.....	Nut, RE4F04A/4F20E holds Driven Gar To Pinion.....	1	
83847A.....	Gear, RL4F03A Speed-O Drive (41 Teeth) 5/8" Thick.....	1	32701-31X00
83847B.....	Gear, RL4F03A Speed-O Drive (41 Teeth) 1/2" Thick.....	1	32701-80X00
83851A.....	Steel, RL4F03A Dished Overrun Clutch (3 Lug)	1	
83851AE.....	Cushion, RE4F04A/4F20E/JF403E Overrun (Dished)(No Lugs)(5.025"OD)(4.510"ID).....	1	
83851B.....	Steel, RE4F04A/4F20E/JF403E Overrun (Dished)(4 Lugs)(2 Per Set)(5.450"OD At Lugs)		
(4.500"ID)	1	
83853A.....	Cushion Spring, RL4F03A Forward Clutch (5"OD)	1	
83853B.....	Cushion Spring, RE4F04A/4F20E/JF403E Forward (5 1/2"OD)	1	

83857A	Cushion Spring, RL4F03A Low/Reverse Clutch (4 Lug) (5.500"ID)	1
83857AA	Cushion Spring, RL4F03A Low/Reverse Clutch (5 Lug) (5.965"ID)	1
83857B	Cushion Spring, RE4F04A/4F20E/JF403E Low/Reverse Clutch (No Lug) (5.965"ID)	1
83863A	Snap Ring, RL4F03A Holds Overrun Pressure Plate In	1
83863B	Snap Ring, RE4F04A/4F20E/JF403E Holds Overrun Pressure Plate In	1
83876A	Snap Ring, RL4F03A Holds Forward Pressure Plate In	1
83876B	Snap Ring, RE4F04A/4F20E/JF403E Holds Forward Pressure Plate In	1
83877A	Snap Ring, RL4F03A/RE4F04A/4F20E/JF403E Holds Front Clutch Retainer In	1
83878A	Snap Ring, RL4F03A Holds High Clutch Pressure Plate In	1
83878B	Snap Ring, RE4F04A/4F20E/JF403E Holds High Pressure Plate In	1
83879A	Snap Ring, RL4F03A/RL4F04A/JF403E/4F20E holds High Clutch Retainer In	1
83882A	Snap Ring, RL4F03A Holds Low Sprag In Case	1
83882B	Snap Ring, RE4F04A/4F20E/JF403E Holds Low Sprag In Case	1
83883A	Snap Ring, RL4F03A Holds Low/Reverse Pressure Plate In	1
83883B	Snap Ring, RE4F04A/4F20E/JF403E Holds Low/Reverse Pressure Plate In	1
83885A	Snap Ring, RL4F03A Holds Low/Reverse Clutch Retainer In	1
83885B	Snap Ring, RL4F04A/JF403E/4F20E Holds Low/Reverse Clutch Retainer In	1
83889A	Snap Ring, RL4F03A Holds Overrun Hub To Rear Ring Gear	1
83892A	Snap Ring, RL4F03A holds Reverse Pressure Plate In	1
83892B	Snap Ring, RE4F04A/4F20E/JF403E Holds Reverse Pressure Plate In	1
83893A	Snap Ring, RL4F03A Holds Reverse Clutch Retainer In	1
83893BA	Snap Ring, RL4F04A/JF403E/4F20E Holds Reverse Clutch Retainer In	1
83894B	Snap Ring, RL4F04A/JF403E/4F20E Holds Bearing In Rear Support	1
83896A	Snap Ring, RL4F03A Holds Servo Cover In	1
83897A	Snap Ring, RL4F03A Holds Governor Cover On	1
83900AA	Servo Assembly, RL4F03A (2.505"OD Piston)	1
83900AB	Servo Assembly, RL4F03A (2.425"OD Piston)	1
83900AE	Servo Assembly, JF403E (2.505"OD Piston) 3.390"OD Cover	1
83900BA	Servo Assembly, RE4F04A (2.510"OD Piston) With Bolt On Cover	1
83900BB	Servo Assembly, RE4F04A (2.665"OD Piston) With Bolt On Cover	1
83900BF	Servo Assembly, 4F20E (2.585"OD Piston) With Bolt On Cover	1
83901AA	Spring, RL4F03A Servo	1
83901AE	Spring, JF403E Servo	1
83901BA	Spring, RE4F04A Servo	1
83901BF	Spring, 4F20E Servo	1
83902AA	Sleeve, RL4F03A Servo	1
83902AE	Sleeve, JF403E Servo	1
83902BA	Sleeve, RE4F04A Servo	1
83902BF	Sleeve, 4F20E Servo	1
83903AA	Piston, RL4F03A Servo (2.505"OD)	1
83903AB	Piston, RL4F03A Servo (2.425"OD)	1
83903AE	Piston, JF403E Servo (2.505"OD)	1
83903BA	Piston, RE4F04A Servo (2.510"OD)	1
83903BF	Piston, 4F20E Servo (2.585"OD)	1
83904AA	Cover, RL4F03A Servo (2.505"OD Piston)	1
83904AB	Cover, RL4F03A Servo (2.425"OD Piston)	1
83904AE	Cover, JF403E Servo	1
83904BA	Cover, RE4F04A Servo	1
83904BF	Cover, 4F20E Servo	1
83930AA	3rd Accumulator Assembly, RL4F03A (Plastic Piston)	1
83930AE	3rd Accumulator Assembly, JF403E (Plastic Piston)	1
83930BA	3rd Accumulator Assembly, RE4F04A/4F20E (Plastic Piston)	1
83950AA	Neutral Drive Accumulator Assembly, RL4F03A (Plastic Piston)	1
83950AE	Neutral Drive Accumulator Assembly, JF403E (Aluminum Piston)	1
83950BA	Neutral Drive Accumulator Assembly, RE4F04A/4F20E (Plastic Piston)	1
83960A	Piston, RL4F03A Overrun Clutch	1
83960B	Piston, RL4F04A/JF403E/4F20E Overrun Clutch	1
83960CK	Piston Kit, RE4F04B (Bonded) 2000-Up	1
83964A	Piston, RL4F03A Forward Clutch	1
83964B	Piston, RL4F04A/JF403E/4F20E Forward Clutch	1
83965A	Piston, RL4F03A High Clutch	1
83965B	Piston, RL4F04A/JF403E/4F20E High Clutch	1
83965C	Piston, RE4F04B High Clutch (3.900"OD)(Bonded) 2000-Up	1
83966A	Piston, RL4F03A Reverse Clutch	1
83966BA	Piston, RL4F04A/JF403E/4F20E Reverse Clutch	1
83967A	Piston, RL4F03A Low/Reverse Clutch	1
83967B	Piston, RL4F04A/JF403E/4F20E Low/Reverse Clutch	1
83974A	Retainer, RL4F03A Forward Clutch Return Spring	1
83974B	Retainer, RL4F04A/JF403E/4F20E Forward Clutch Return Spring	1

RL4F03A / RE4F03A / RE4F03B / RE4F04A
RE4F04B / RE4F03V / RE4F04V / F420E / JF403E FWD 4 Speed

PART #	HARD PARTS (Continued)	QTY.	REFERENCE #
83975A	Spring, RL4F03A High Clutch Return	10	
83975B	Spring, RL4F04A/JF403E/4F20E High Clutch Return	10	
83975C	Springs/Retainer, RE4F04B High Clutch Return (18 Springs) 2000-Up	1	
83976A	Springs W/Retainer, RL4F03A Reverse Clutch Return	1	
83976BA	Spring, RL4F04A/JF403E/4F20E Reverse Clutch Return	1	
83977A	Springs W/Retainer, RL4F03A Low/Reverse Clutch Return	1	
83977B	Springs W/Retainer, RL4F04A/JF403E/4F20E Low/Reverse Clutch Return	1	
83985A	Retainer, RL4F03A High Clutch Return Spring	1	
83985B	Retainer, RL4F04A/JF403E/4F20E High Clutch Return Spring	1	
83985C	Retainer/Piston, RE4F04B High Clutch Spring (Bonded) 2000-Up	1	
83986BA	Retainer, RL4F04A/JF403E/4F20E Reverse Clutch Return Spring	1	
83995AA	Park Pawl Assembly, RL4F03A	1	
83995AE	Park Pawl Assembly, JF403E	1	
83995BA	Park Pawl Assembly, RE4F04A/4F20E	1	
83999AA	Oil Tube Assembly, RL4F03A	1	
83999AE	Oil Tube Assembly, JF403E	1	
83999BA	Oil Tube Assembly, RE4F04A/4F20E	1	

